

Proof of financial capacity

CAQ



First application or renewal

First application: To prove your financial capacity during an initial application, you must demonstrate to the immigration officer that you have sufficient funds to cover the first year of your study program. This proof must not include any income you may receive after your arrival in Canada, particularly income from employment.

Renewal: If you are renewing your documents, you will need to demonstrate your financial capacity to the Quebec government when applying for the CAQ and subsequently to the Canadian government when initiating the extension of your study permit.

NOTE: If proof of financial support has been provided with the CAQ application, it is possible to submit the same documents with the study permit application, provided they are less than 3 months old.

Tips and tricks

- ✓ All financial documents must be compiled into a single PDF. If necessary, use an [online tool to compress the financial documents](#) if the file is too large.
- ✓ Officers have approximately 5 minutes to review all application documents. You must properly organize and label the documents. If needed, **highlight** or **circle** important information.
- ✓ All documents must be in French or English (official translation). It is your responsibility to convince the officer of both the source AND the sufficiency of the funds.
- ✓ Number the supporting documents: It is advisable to number the supporting documents in a summary or table, clearly indicating the amounts required for the study stay and the source of these funds.
- ✓ Convert the amounts: It is strongly recommended to indicate the amounts in your local currency, then convert them into Canadian dollars using a currency tool such as the [XE currency converter](#).

Tips and tricks

Signatures

Signatures on required forms, declarations, and documents must be **handwritten**.

ACCEPTED:

- ✓ **Ink signatures – strongly recommended** (print + sign + scan or photo)
- ✓ Handwritten signatures applied using a technological device (e.g., a stylus, touchscreen, or mouse) – DO NOT MODIFY THE PDF;

Other types of signatures (typed digital signatures) are not accepted.

How much money do I need?

The Government of Quebec requires that you demonstrate your ability to cover your tuition fees, transportation costs, and living expenses for **a minimum of one year**. *

- **Cost of living: Minimum CAN\$24,617 per year.** This includes [living expenses and initial settlement costs for the first year of study for a single person aged 18 and over](#).
- +
- **Transportation costs:** the cost of your plane ticket to Canada (CAN\$1,000 to CAN\$2,000)
- **Tuition fees:** as indicated on your letter of admission

Who pays for your studies?

Self-funded / Without a sponsor – see page 8


If you are supporting yourself and have the funds in your personal account to cover tuition and living expenses, you must provide documents to prove it. These documents must also show the source of the funds (e.g., savings, loan, employment, etc.).

- **Warning!** If the money in your account was transferred by another person, then you have a sponsor and are not truly self-funded.
- You cannot rely on potential employment income in Canada in your application.
- Liabilities are not accepted as proof: house, property, car, etc.

With a sponsor – see pages 10 to 12

Most students do not have all the required funds to support themselves. The costs related to your studies in Quebec are covered in whole or in part by another person (often parents).

Without a sponsor



Financial documents – Without a sponsor

- [Summary of financial proof](#)
- **Your bank statements for the last 6 months – mandatory** (savings and checking accounts). For **life insurance** or **other investments**, obtain proof that the funds can be withdrawn quickly if needed.


AND, some of the documents below:

- **Proof of payment of tuition fees in Canada** (ideally for one year)- **strongly recommended**. After [payment via the CIBC plateforme](#), [contact us](#) to obtain an attestation confirming the payment of tuition fees (100% refundable if necessary). *Proceed quickly!*
- Recent authorization for transfer of funds from the foreign exchange control office of your country of origin or residence
- Official and recent confirmation of a scholarship award
- Proof of a student loan – with the amount currently available
- **A Guaranteed Investment Certificate (GIC) from a participating Canadian financial institution**. Not mandatory, but recommended. ([ScotiaBank](#) and [TD](#))
- A bank letter showing the balance or the amount set aside for studies
- Bank statements from an account, in Canada or abroad, covering the last six months
- Inheritance: trust fund and amounts available for studies

Some officers may sometimes accept these documents if they are accompanied by other supporting documents:

- Pay slips for the last 6 months
- Most recent tax assessment notice

With a
sponsor



Financial documents with a sponsor

You need to submit the 3 following documents, :

Sponsor

1. [Summary of financial proof](#)
2. Proof of relationship with the sponsor(s) (e.g., birth certificate)
3. Declaration of financial proof:
 - If you are required to provide financial proof in your CAQ application, use the [Declaration of financial support](#) duly signed by the sponsor(s): **handwritten signature in blue ink (or using an electronic stylus)**.

In addition to these documents, include other financial proof as indicated on the following pages, depending on your sponsor's situation (employee or self-employed).

Financial documents with a sponsor

Proof of source of funds – **Salaried sponsor.**

- **Bank statements of the sponsor(s) for the last 6 months – mandatory** (savings and checking accounts). For **life insurance** or **other investments**, obtain proof that the funds can be withdrawn quickly if needed.
- **Proof of payment of tuition fees in Canada** (ideally for one year) – **strongly recommended**. After [payment via the CIBC plateforme](#), [contact us](#) to obtain a certificate confirming the payment of tuition fees (100% refundable if necessary). *Proceed quickly!*
- If applicable, official and recent confirmation of a scholarship or student loan.
- **A Guaranteed Investment Certificate (GIC) from a participating Canadian financial institution.** Not mandatory, but recommended. ([ScotiaBank](#) and [TD](#))
- A bank letter showing the balance or the amount set aside for studies – not mandatory, but recommended.

Some officers may sometimes accept these documents if they are accompanied by other supporting documents:

- Pay slips for the last 6 months
- Most recent tax assessment notice
- Letter from the employer confirming the annual salary and how long the sponsor has been employed with the company

Financial documents with a sponsor


Proof of source of funds – **Non-salaried sponsor / Self-employed sponsor**

- **Bank statements of the sponsor(s) for the last 6 months – mandatory** (savings and checking accounts). For **life insurance** or **other investments**, obtain proof that the funds can be withdrawn quickly if needed.
- **Proof of payment of tuition fees in Canada** (ideally for one year) – **strongly recommended**. After [payment via the CIBC plateforme](#), [contact us](#) to obtain an attestation confirming the payment of tuition fees (100% refundable if necessary). *Proceed quickly!*
- If applicable, official and recent confirmation of a scholarship or student loan.
- **A Guaranteed Investment Certificate (GIC) from a participating Canadian financial institution**. Not mandatory, but recommended. ([ScotiaBank](#) and [TD](#))
- A bank letter showing the balance or the amount set aside for studies – not mandatory, but recommended.

AND, other documents proving the source of income of the self-employed sponsor:

- Bank statements of the sponsor's business/company for the last 6 months
- Financial statements of the business/company for the last year, along with a copy of the company's registration documents
- Any document proving the source of the company's funds and the sponsor's share
- Most recent tax assessment notice (personal and company)

Student accompanied by one or more family members during their studies.



Do you have a spouse or children?

If your spouse is not accompanying you to Canada

This person can act as your sponsor. You simply need to add documents proving your relationship along with the other financial documents.

If your spouse and/or children are coming to Canada with you

The living expenses for one year will be higher, and you must demonstrate that you will have sufficient funds for your family:

- [Funds required for the family – CAQ application](#)
- [Funds required for the family – Study permit or TRV application](#)

If your spouse is accompanying you to Canada, they generally cannot support you financially, unless they already have sufficient funds to cover your tuition and living expenses, because:

- The spouse is not guaranteed to have a job upon arrival in Canada
- Employment in Canada may not cover all your expenses.



Thank You